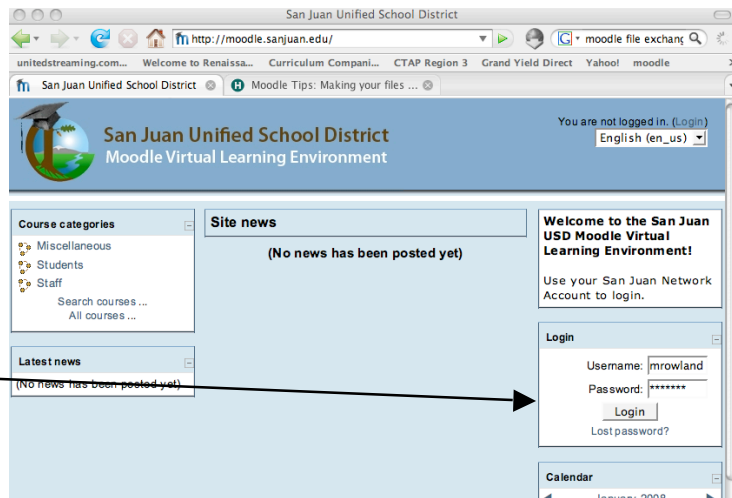




The SJUSD Moodle is a website that allows teachers and students to collaborate on tasks from anywhere that you can access the Internet. The Moodle has many functions and associated activities. In this guide you will learn the basics of logging in, enrolling in a course, and posting comments and files.

Logging In

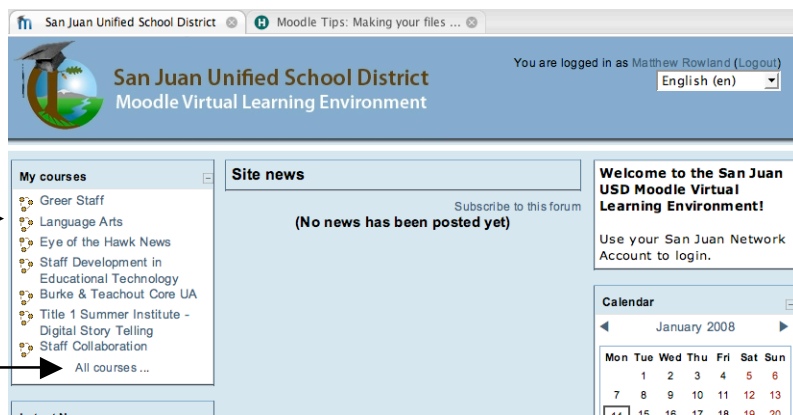
- ❖ Launch your web browser and go to moodle.sanjuan.edu
- ❖ Enter your district email credentials in the Login area.



Enrolling in a Course

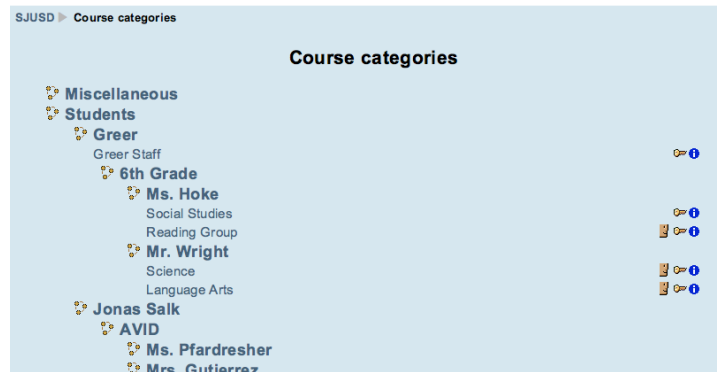
If you are enrolled in any courses, they will be listed in the "My Courses" window.

In order to find courses to enroll in click on the "All Courses" link.



Enrolling in a Course (cont)

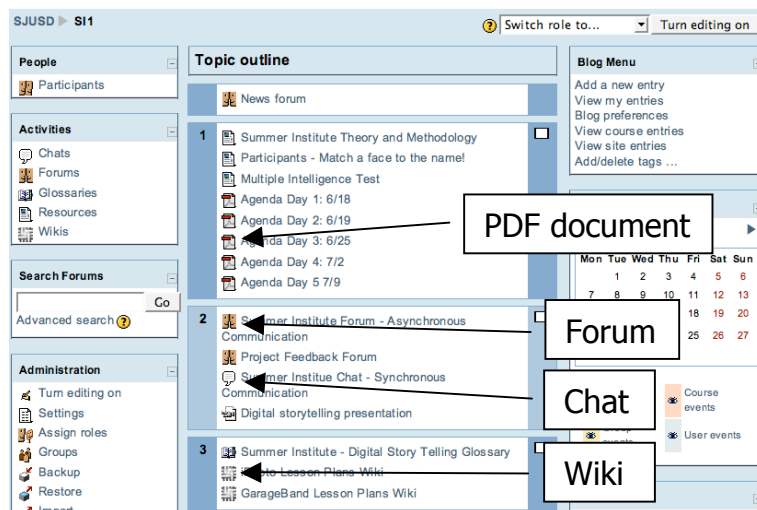
Search the list of all courses for the course that you want to enroll in. Click on the desired course. Some courses require an enrollment key. The person who created the course will be able to tell you the key.



Participating in a Course

Courses can be arranged in many different ways. Some will be arranged chronologically, while others will be arranged by topics. Most courses will include similar key activities: Chat, Forum, Wiki, and several others.

The course on the right is arranged by topics. To participate in an activity click on its link. Instructors will place content and activities in the topic modules. These may include web links, any type of file, and activities.



Chats are real time conversations with other course participants.

Forums are threaded conversations that take place over time. Responses are grouped under the topic that was replied to. Files can be attached to Forum entries.

Wikis are user contributed entries. For example, a teacher may list several things on the Wiki and have students define the terms and correct other user's responses.

Direct any questions about course content to the course administrator.