




Accessing Digital Platforms: Middle School Core Curriculum


Before students can access digital platforms through the tiles (listed below), they should complete the following steps:

- Open the Internet browser (e.g. Google Chrome)
- Enter portal.sanjuan.edu into the browser
- Once you see the portal log-in screen, use your SJUSD username and password to log into the portal
- Click the tile that will allow you access to the appropriate curriculum (see below for tiles that correspond to each program)


| English/Language Arts | | |
|-----------------------|--|--|
| Course | Program | Access |
| English 6-8 | <i>Amplify ELA/ELD (Amplify)</i> | Click “Amplify” tile in the portal  |
| Math | | |
| Course | Program | Access |
| Math 6-8 | <i>HMH Go Math!</i> <i>HMH Integrated</i> | Click “HMH Online” tile in the portal  |

| | | |
|----------|---|---|
| Math 6-8 | <i>iReady (supplemental curriculum)</i> |  |
|----------|---|---|

Science

| | | |
|-------------|------------------------|---|
| Science 6-8 | <i>Amplify Science</i> | Click “Amplify” tile in the portal  |
|-------------|------------------------|---|

Social Science

| Course | Program | Access |
|---|---|--|
| Ancient History (Grade 6) Medieval History (Grade 7) US History (Grade 8) | <i>California Impact</i> (McGraw-Hill) | Click the McGraw-Hill tile in portal  Access student video tutorials for McGraw-Hill here |

World Languages

| Course | Program | Access |
|---------------|-----------------------|---------------------------------------|
| French 1-3 | <i>Bien dit</i> (HMH) | Click “HMH Online” tile in the portal |

| | | |
|-------------|-----------------------------|--|
| | |  |
| Spanish 1-2 | <i>Realidades</i> (Pearson) | Click the “Pearson EasyBridge” tile in the portal  |