



Student Mobile Device Checkout Acknowledgement

The San Juan Unified School District is pleased to offer a mobile device to any student needing one for educational use at home during distance learning. As with any borrowed school property (library book, music or sports equipment), a mobile device checked out to a student is the responsibility of the legal parent/guardians and the student to ensure the safety and security of the device at home. Our goal is to ensure that every student has equal access to a device in order to provide continued learning during the time in which school are closed. Please carefully review the Responsible Use and Care Guidelines listed below.

Responsible Use and Care:

- I received and agreed to the Student Acceptable Technology Use Agreement - BP 6163.4 during my student's initial registration to the San Juan Unified School District, the form is available for review at <http://gamutonline.net/DisplayPolicy/1096589/6>
- I will use my device(s) in ways that are appropriate, educational, and meet district expectations.
- I will not add any additional identification to the device(s) (this includes stickers, labels, drawings, or other marks).
- The device(s) must never be left visible in a car or any unsupervised area unattended.
- The device(s) is to be treated as a valuable object. It should not be thrown, purposely dropped, or abused in any way.
- The device(s) should not be used in or near proximity of water, household chemicals, or other liquids.
- The device(s) should be protected from the environment to prevent damage.
- Pencils, pen tips, and other pointed objects should never be used on the screen.
- I will only use a clean, dry, soft cloth to clean the device(s), no cleansers or liquids of any type will be used.
- I will return my device(s) upon request by San Juan Unified School District.

Parent/Guardian/Student/Emergency Contact Responsibilities:

The student, parent, or guardian should immediately notify Technology Services of any problems with the mobile device(s) provided. No attempt should be made to repair the mobile device(s) by person other than district technology staff.

Technology Support Help Desk Phone #: (916) 971-7195

Student Mobile Device Lost, Stolen, Damaged Support: support@sanjuan.edu

<https://www.sanjuan.edu/site/Default.aspx?PageID=50183>

Chromebook 101:

How to Power on Your Chromebook, Connect your Chromebook to WiFi, and Sign In


Turn on your Chromebook

1. Press the power button. Once your Chromebook turns on, you'll see a white screen with the Chrome logo. Once that loads, you'll be taken to the sign in page.

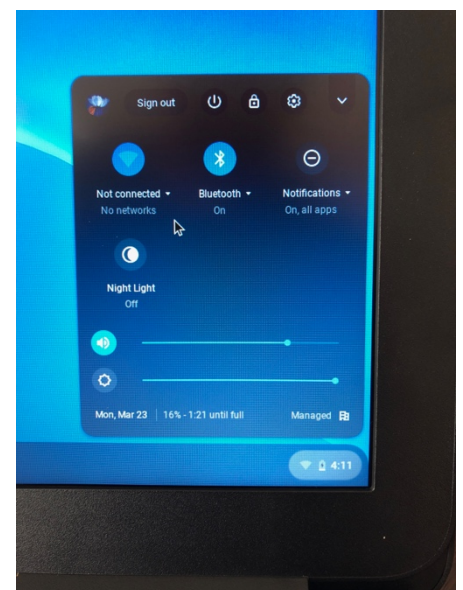


Connect your Chromebook to WiFi

1. Click on the Quick Settings panel at the bottom right of your screen.



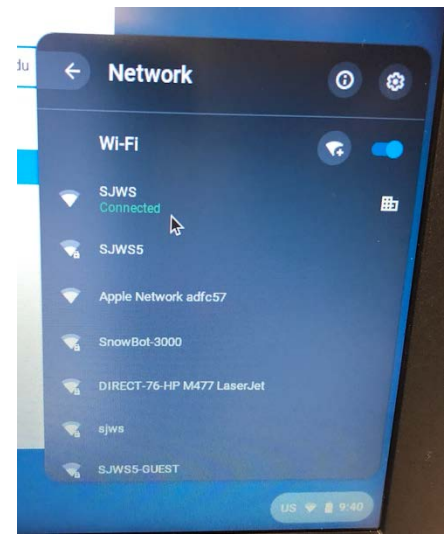
2. Click "No Network."



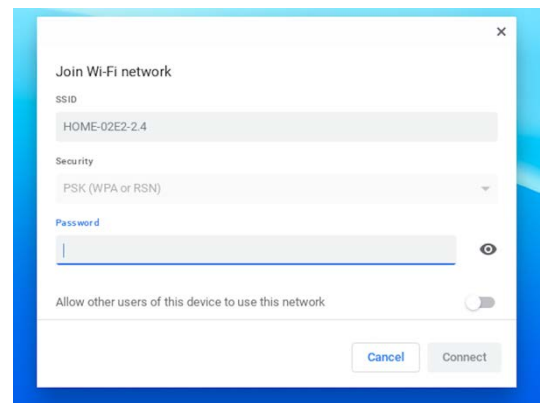
Experiencing any issues with your Chromebook? Contact our Technology Services Support Desk either by phone at 916-971-7195 or by emailing support@sanjuan.edu.

<https://www.sanjuan.edu/site/Default.aspx?PageID=50183>

3. Select your WiFi network.

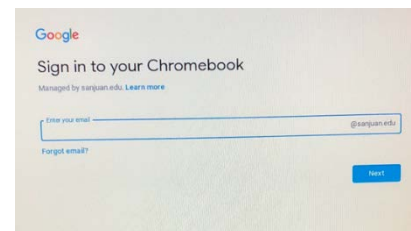


4. Enter the password for your WiFi network if it calls for one. When finished, click “Connect.”

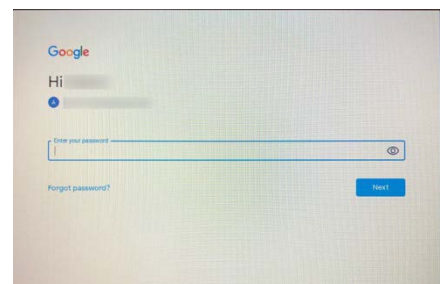


Sign in to your Chromebook

1. Enter your full San Juan email (ex. “astudent1234@student.sanjuan.edu”). Click “Next.”



2. Enter in your San Juan password. Click “Next.”



Experiencing any issues with your Chromebook? Contact our Technology Services Support Desk either by phone at 916-971-7195 or by emailing support@sanjuan.edu.

<https://www.sanjuan.edu/site/Default.aspx?PageID=50183>