

Mariemont Elementary

CAASPP Update

CAASPP Parent Reports

<https://www.youtube.com/watch?v=FQi4qlOCrmk&feature=youtu.be>

English Language Arts –Overall Score

Grade	Not at Standard	Nearly At Standard	At Standard	Exceeding Standard
3	2114-2366	2367-2431	2432-2489	2490-2623
4	2131-2415	2416-2472	2473-2532	2533-2633
5	2201-2441	2442-2501	2502-2581	2582-2701
6	2210-2456	2457-2530	2531-2617	2618-2724
7	2258-2478	2479-2551	2552-2648	2649-2745
8	2288-2486	2487-2566	2567-2667	2668-2769
11	2299-2492	2493-2582	2583-2681	2682-2795

Remember MAP Adaptive Across Grades

SBAC is Adaptive within Grade (Based on Grade Level Targets)



Student Score and a Standard Error

Example: Gr 5 Student A Score 2505 ± 30 **Range would be 2475 to 2535**

English Language Arts –Overall Score

Grade	Not at Standard	Nearly At Standard	At Standard	Exceeding Standard
3	2114-2366	2367-2431	2432-2489	2490-2623
4	2131-2415	2416-2472	2473-2532	2533-2633
5	2201-2441	2442-2501	2502-2581	2582-2701
6	2210-2456	2457-2530	2531-2617	2618-2724
7	2258-2478	2479-2551	2552-2648	2649-2745
8	2288-2486	2487-2566	2567-2667	2668-2769
11	2299-2492	2493-2582	2583-2681	2682-2795

Remember MAP Adaptive Across Grades

SBAC is Adaptive within Grade (Based on Grade Level Targets)



Student Score and a Standard Error

Example: Gr 5 Student A Score 2505 ± 30 **Range would be 2475 to 2535**

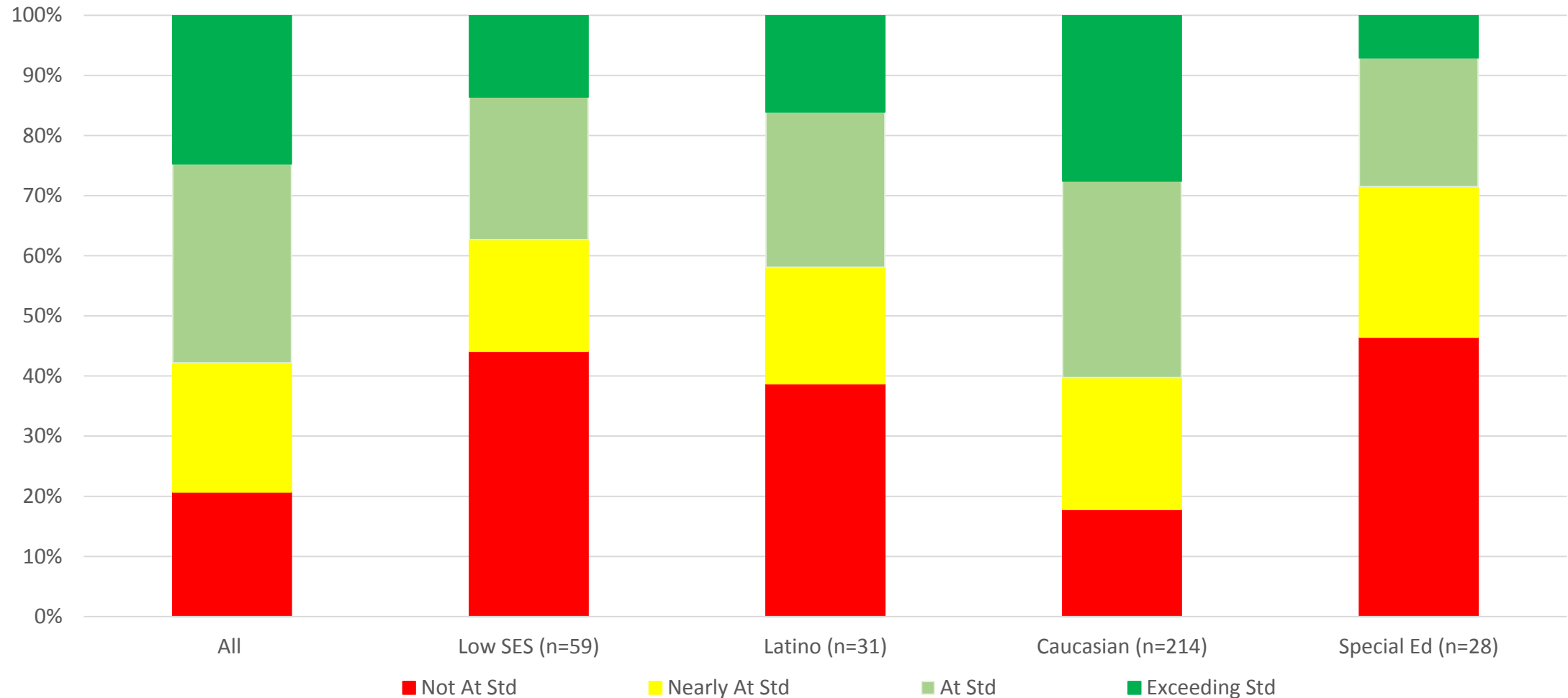
English Language Arts – Test Design/Claims

Claims	Computer Adaptive Test (CAT)	Performance Task (PT)
Reading	13 – 17 items depending on grade level	0 Items
Speaking/Listening	8 – 9 Items	0 Items
Writing	10 Items	1 Essay (Scored on 3 Rubrics)
Research/Inquiry	6 Items	2-3 Items

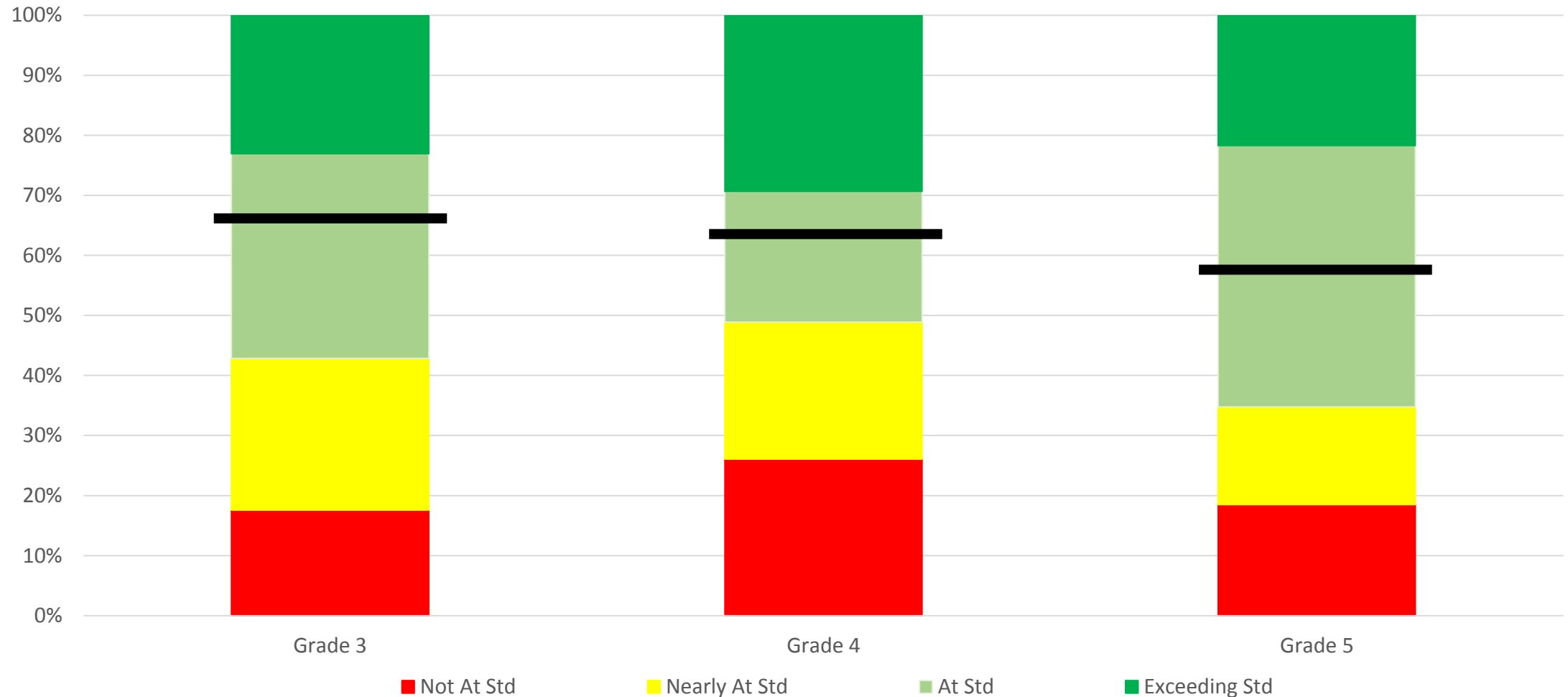
CLAIMS SCORES: Reported As

- Below Standard
- At/Near Standard
- Above Standard

Schoolwide ELA Results: Spring 2015



Grade Level Results Gr 3-5: ELA Spring 2015



Mathematics—Overall Score

Grade	Not at Standard	Nearly At Standard	At Standard	Exceeding Standard
3	2189-2380	2381-2435	2436-2500	2501-2621
4	2204-2410	2411-2484	2485-2548	2549-2659
5	2219-2454	2455-2527	2528-2578	2579-2700
6	2235-2472	2473-2551	2552-2609	2610-2748
7	2250-2483	2484-2566	2567-2634	2635-2778
8	2265-2503	2504-2585	2586-2652	2653-2802
11	2280-2542	2543-2627	2628-2717	2718-2862

Remember MAP Adaptive Across Grades

SBAC is Adaptive within Grade (Based on Grade Level Targets)



Student Score and a Standard Error

Example: Grade 5 Student A Score 2525 ± 30 Range would be **2495-2555**

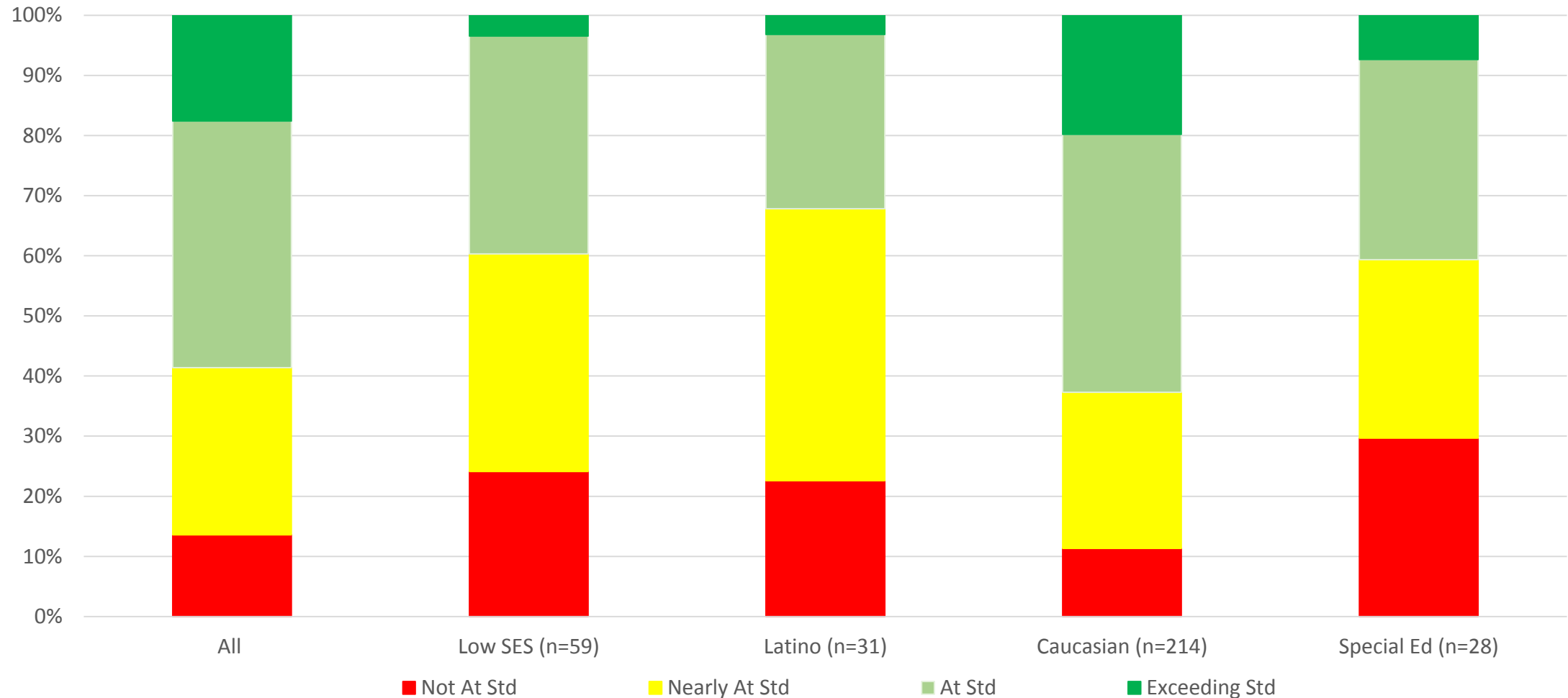
Mathematics– Test Design/Claims

Claims	Computer Adaptive Test (CAT)	Performance Task (PT)
Concepts/Procedures	16 – 22 items depending on grade level	0 Items
Problem Solving/Modeling	6 Items	2 - 4 Items
Communicating Reasoning	8 Items	0 – 2 Items

CLAIMS SCORES: Reported As

- Below Standard
- At/Near Standard
- Above Standard

Schoolwide Math Results: Spring 2015



Grade Level Results Gr 3-5: Math Spring 2015

