

Dear San Juan Unified families,

Electronic copies of Progress Reports and Report cards can be accessed in Q Parent Connection (AKA: Parent Portal) and Q Student Connection (AKA: Student Portal).. To access, you will need your PIN and Password. If you do not have your PIN and Password, please visit [loginreminder.sanjuan.edu](https://sis.sanjuan.edu/loginreminder) and enter your email address or contact our technology services department via email at helpdesksis@sanjuan.edu or via telephone at 916-971-7195 and selecting option 1.

To view electronic student progress reports online in Q from a Desktop or Laptop see immediate pictograms below. From a mobile device scroll down to mobile device screenshot:

Need a printed copy?

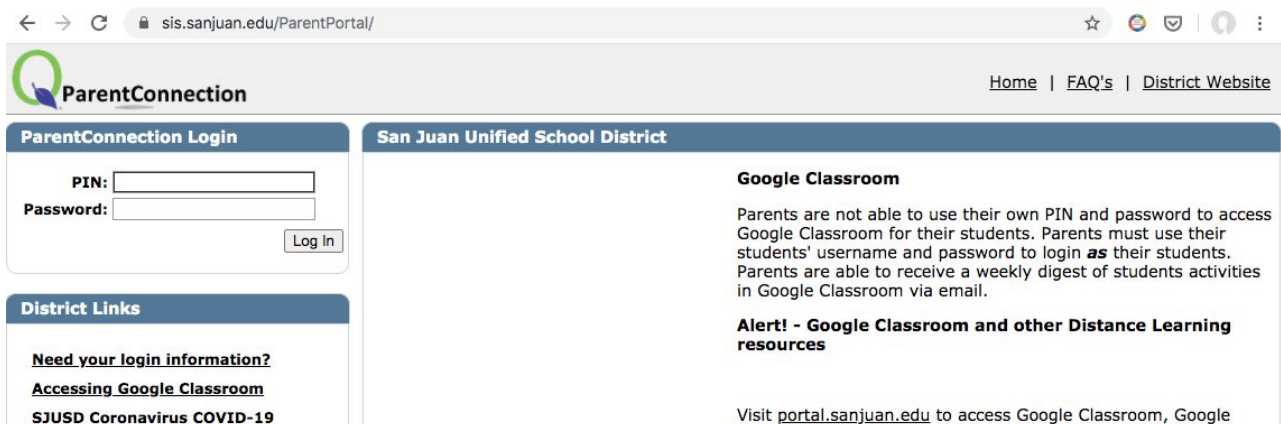
If you need a printed copy of your students report card, please call your school office to request a copy.

Thank you for being a San Juan Unified family.

Access from desktop computer:

1. Login to the Q Parent Portal or Q Student Portal:

Parents/Guardians: Parent Portal (<https://sis.sanjuan.edu/ParentPortal/>)



Students: Student Portal (<https://sis.sanjuan.edu/StudentPortal/>)

← → ↻ sis.sanjuan.edu/studentportal

StudentConnection District Website

StudentConnection Login

User Name:

Password:

San Juan Unified School District

News and Updates

Alert! - Google Classroom and other Distance Learning resources

Visit portal.sanjuan.edu to login to Google Classroom, Google Drive, Amplify, Benchmark, i-Ready, or other educational websites and distance learning resources provided by SJUSD.

[Video on how Students access Google Classroom](#)

District Links

[Student Email](#)

[San Juan Portal](#)

2. Click on **Marks**

3. Click on the link for the grading term (e.g. Progress Report (trimester, etc), which is underlined in white text) to view, print, or save a PDF file of the Report Card.

ParentConnection Welcome **Mark Hubbard**

[Report Absence](#) | [Re-Enrollment](#) | [My Account](#) | [Email Signup](#) | [Help](#) | [About](#) | [Sign Out](#)

Student Name	Grade	School Name	School Year	Birth Date	Advisor	Counselor
Therese C Hubbard	8 th	John Serrano Middle School (7)	2019-2020	1/27/2007	Unassigned	Unassigned

Student Schedule A

Activities

Attendance

Assignments

Contacts

Requests

GPA

Pulse

Health

Login Credentials

Parent Portal Summary

Marks 2

Schedule

Marks

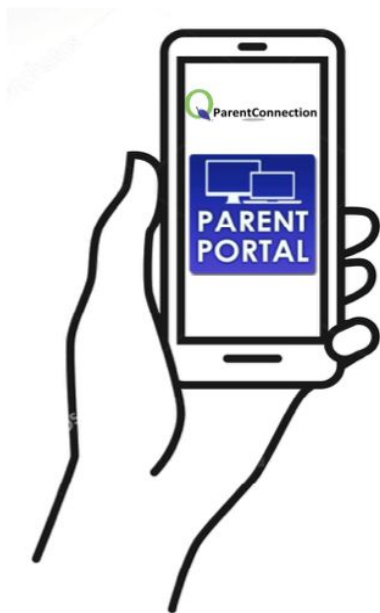
Trimester 1 Progress Notice Trimester 1 3

Period	Course	Teacher	Acad	Cit	Eff1	Comments	Notes
1	Honors English 7	Serrano, B	CR				
2	Exploration 1	Serrano, J	CR				
3	Physical Education	DeCarroll, J	CR			Not Sub for PE	
4	Honors Social Studies 7	Serrano, B	NC			Missing and/or Incomplete Assignments	Grade Achieved with Above Grade Level Instruction
A	Advisory 6/18	Serrano, J	CR				
5	Honors Science 7	Serrano, J	CR			Grade Achieved with Above Grade Level Instruction	
6	ESOL Math 7	Serrano, B	CR				

Trimester 2

Period	Course	Teacher	Acad	Cit	Eff1	Comments	Notes
1	Honors English 7	Serrano, B	C	B	2	Grade Achieved with Above Grade Level Instruction	

Access from a mobile device:



Accessing Parent Portal from a mobile device

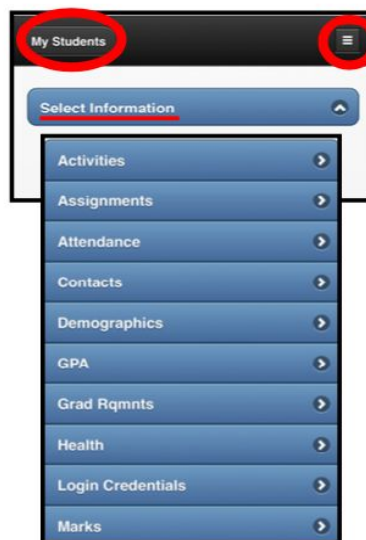
1 - Visit the following URL address in your internet browser:
<https://sis.sanjuan.edu/parentportal>



2 - Log in using your Parent Portal pin and password. Click on the “Links” tab if you do not have your pin and password and it can be emailed to you.



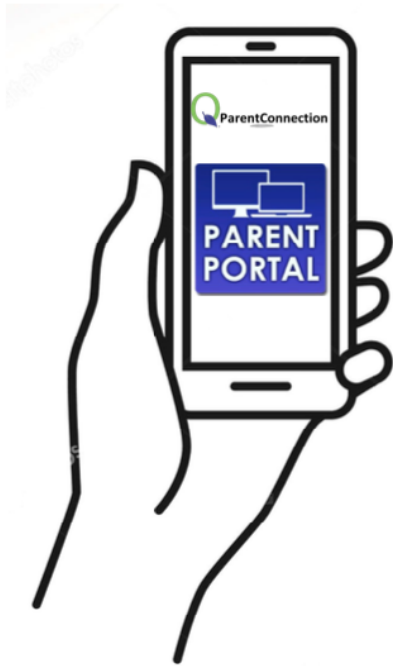
3 - Select your student by clicking on “My Students.”



Then “Select Information” for options including attendance, emergency contacts, student portal login credentials, grades and more!

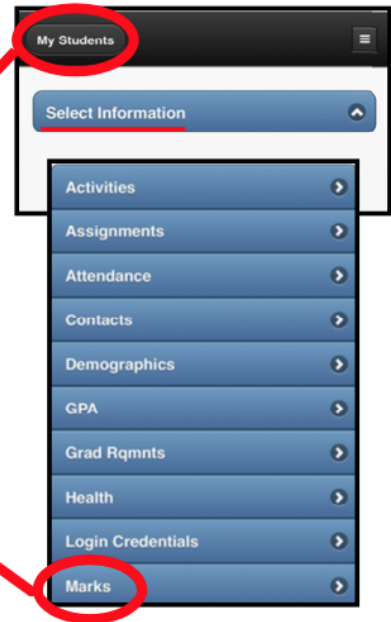


Additional actions are available here, including re-enrollment to update emergency contact information at the start of each new school year.

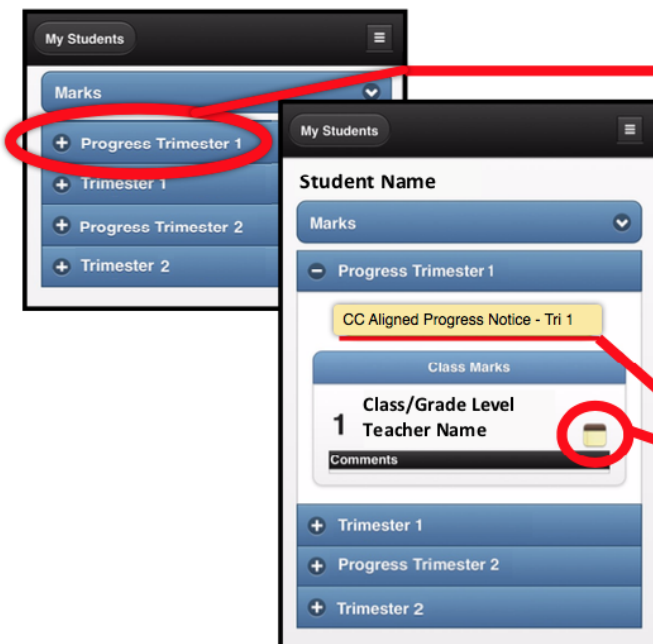


Accessing Grades on Parent Portal

1 - Select your student by clicking "My Students"



2 - "Select Information" and click on "Marks"



3 - Select the trimester of interest

2020-2021 Trimesters

Trimester 1 Aug. 13 - Nov. 13

Trimester 2 Nov. 16 - Mar. 5

Trimester 3 Mar. 9 - June 8

4 - Click on large yellow button for the Progress Notice

Click on small yellow icon for additional "Comments" from teachers